

Zoom Meeting

Join a meeting



Email Invitation

Log into your email and look for the zoom invitation that was sent you by us.

1. In the invitation email, please look for the Meeting ID number.
2. On your desktop, look for the zoom icon, if you can not find the icon, search for zoom in the window search bar.



Hi there,

Synovation Medical Group is inviting you to a scheduled Zoom meeting.

Topic: Synovation Medical Group's Zoom Meeting
Time: Feb 12, 2018 10:00 AM Pacific Time (US and Canada)

Join from PC, Mac, Linux, iOS or Android: <https://zoom.us/j/284790308>

Or iPhone one-tap :

US: +16468769923,,284790308# or +16699006833,,284790308#

Or Telephone:

Dial(for higher quality, dial a number based on your current location):

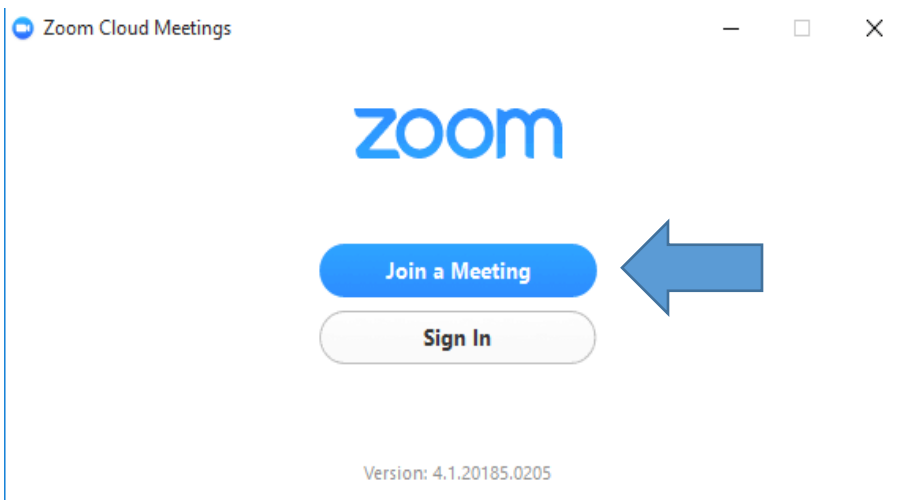
US: +1 646 876 9923 or +1 669 900 6833 or +1 408 638 0968

Meeting ID: 284 790 308

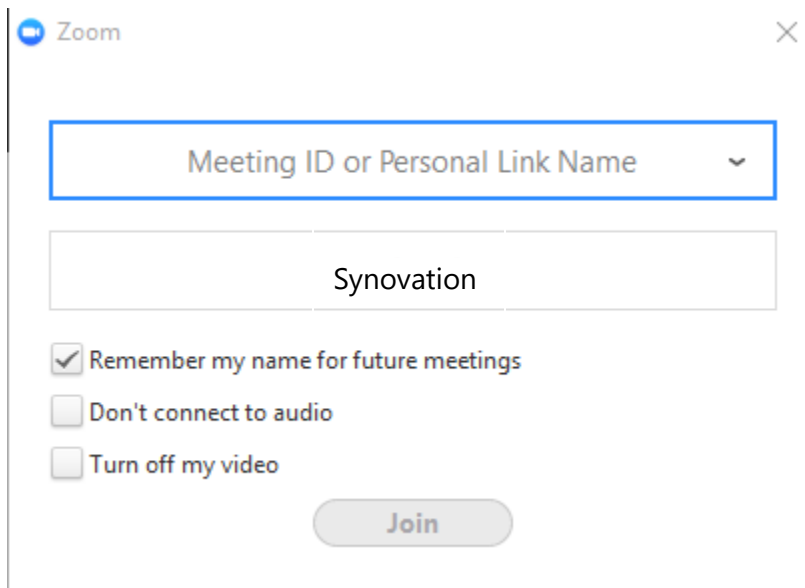
International numbers available at: <https://zoom.us/join> https://zoom.us/join?m=uWXwWfcn7ZpthWDKDGVK5GpgCrJ9eJQ_

3. This window will then appear, click on join a meeting.

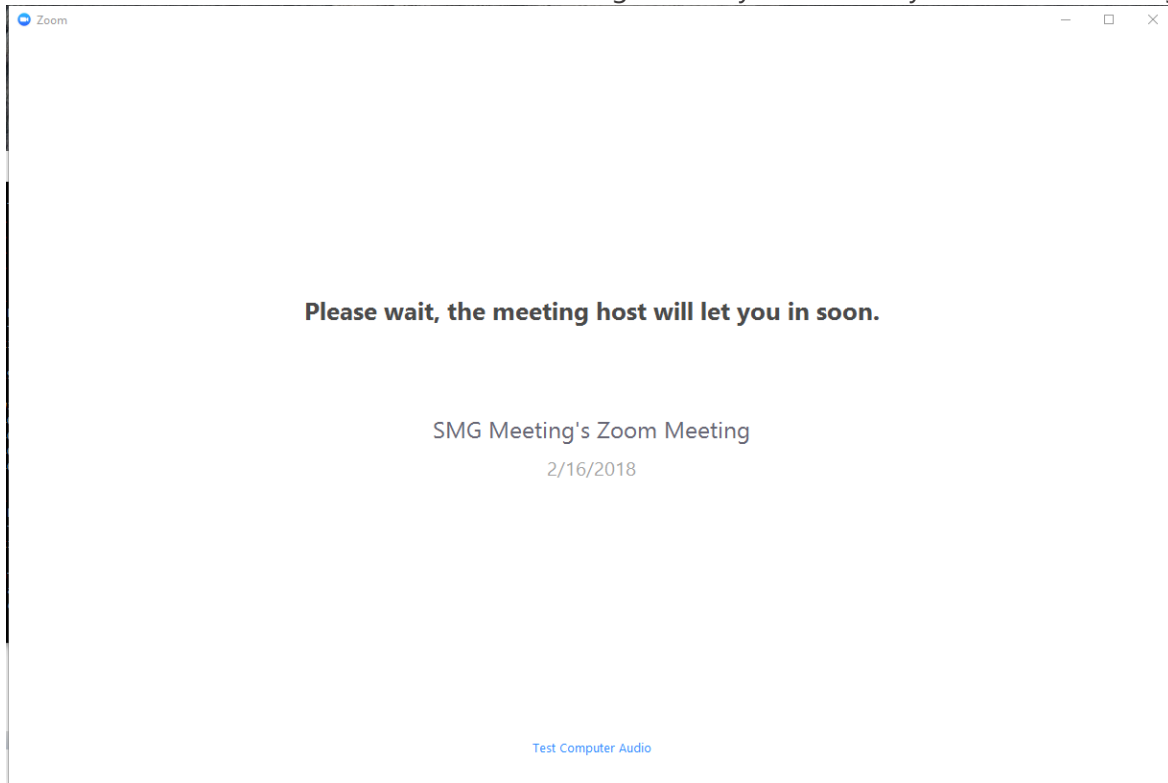
If you get prompted to update zoom, click on update now and wait for the update to finish.



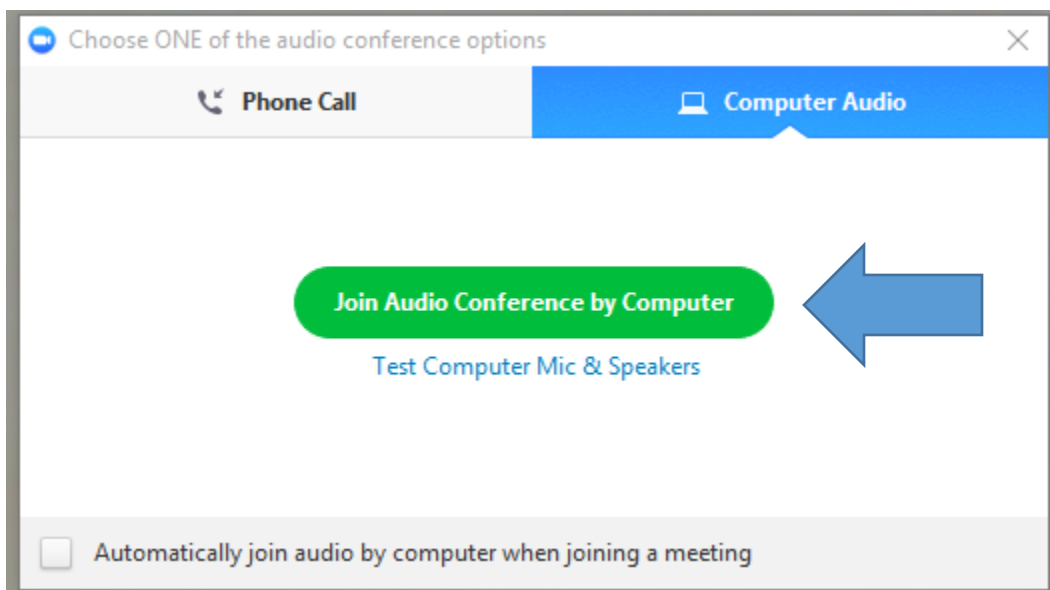
4. You will then get prompted for a Meeting ID, type in the Meeting ID that was provided in the zoom invitation email you received in step 1. Type in your name/office so that other participants know who is joining the meeting.



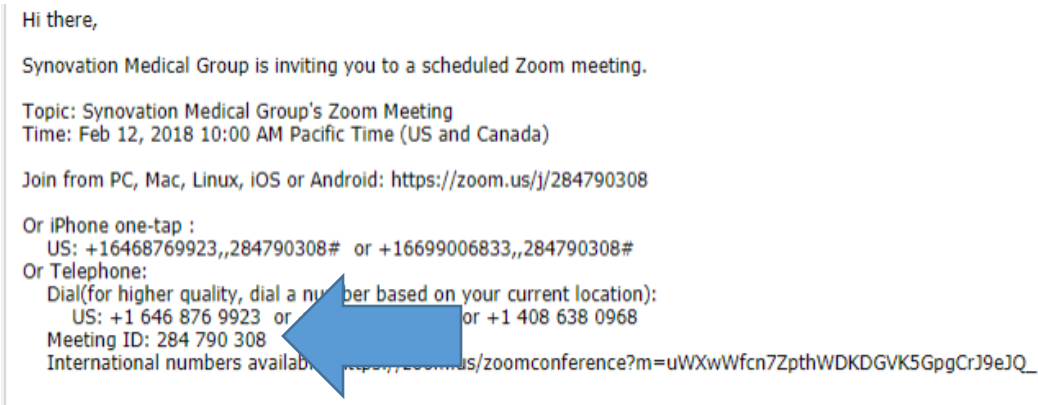
5. Once you typed in the Meeting ID, press the join button. You will then enter a virtual waiting room if the host has not started the meeting or if they need to let you into the meeting.



6. Once you have been accepted into the meeting, you will see this window. Press the green button.

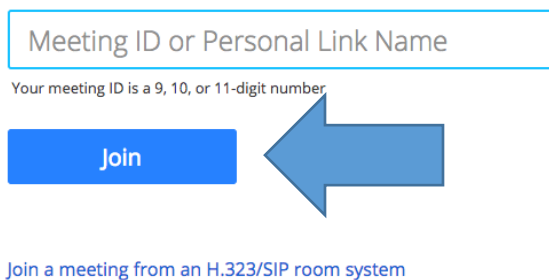


7. You can join a meeting by phone. Call the phone number listed on the zoom invitation that applies to the geographic region that you are in.



8. Once you dial in, you will be prompted for the Meeting ID which is listed below the dial in number in the invitation email, press the # symbol after typing in the meeting ID
9. If the meeting has not started, you will hear a prompt, press # to wait for the meeting to start
10. You can also join a meeting by going to join.zoom.us
11. Type in the meeting ID number, click join

Join a Meeting



12. If this is your first time joining from a web browser such as Google Chrome, you will be asked if you want to open the zoom application to join the meeting.

