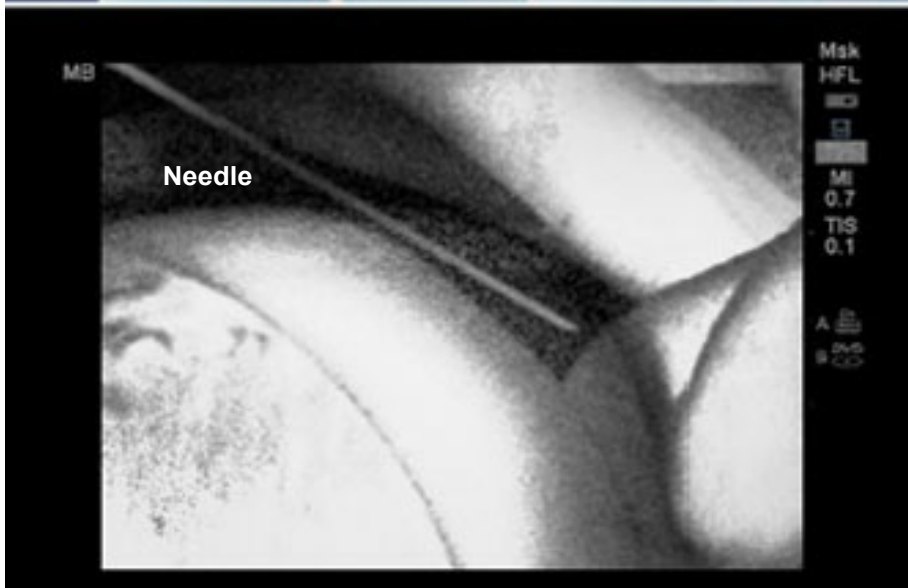
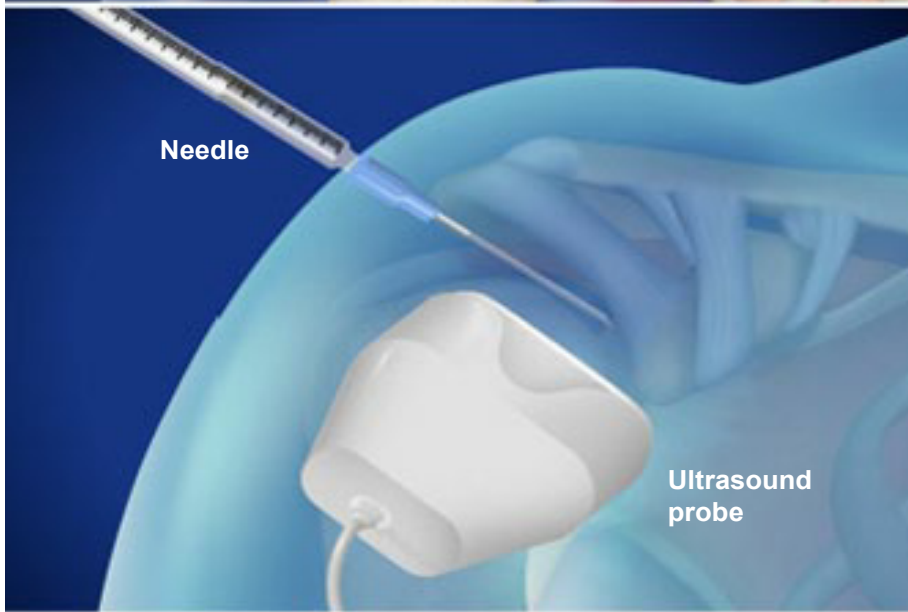
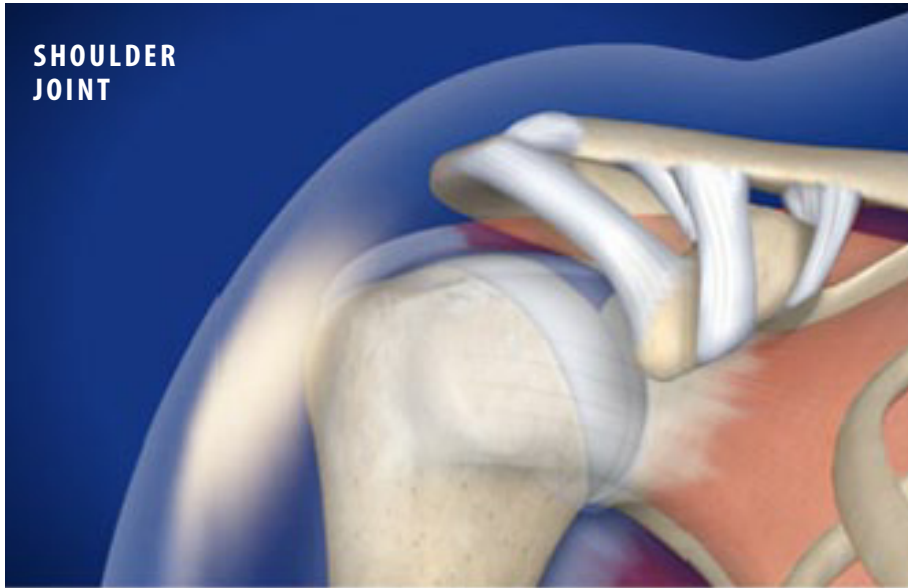


**ULTRASOUND-GUIDED INJECTION FOR SHOULDER PAIN**

**SHOULDER  
JOINT**



**Overview**

This non-operative, outpatient procedure is designed to provide relief for patients with pain in the shoulder from conditions such as osteoarthritis, rheumatoid arthritis and adhesive capsulitis. The technique allows the physician to inject an inflammation-reducing steroid with maximum accuracy.

**Preparation**

In preparation for the procedure, the physician swabs the shoulder, injects a numbing medication and positions a hand-held ultrasound probe that will allow the physician to visualize the anatomy of the shoulder and accurately inject the medication.

**Injecting the Medication**

The physician inserts a needle into the joint space and guides it to the problem area using ultrasound imagery. The medication is then injected into the joint.

**End of Procedure**

When the injection is complete, the needle is removed. The local anesthetic and steroid solution in the shoulder joint will reduce inflammation and pain. The injection can be repeated if necessary.